







VIP Mobile Board Assembly Instructions

Markerboards • chalkboards



Items included (per board)			
2—Side Rails	 6—40mm Bolts	 4—Spacers	
2—Caster Legs	 12—18mm Bolts	 1—Allen Wrench	Thread locking adhesive
1—Cross Rail	 2—Locking Casters		
1—Aluminum Framed Glass Panel	 2—Non-Locking Casters		

For disposal, the components should be divided by type of material if possible. In any case, this product can be recycled at a community recycling center.